Eclipse ThermAir Burners

Model TA0200

Data sheet Edition 08.15

Version 3

Parameter		Specification	
		Packaged Blower Size	
Maximum Input, Btu/h (kW)[1 2] *To maintain 15% air with the standard air orifice and standard combustion air blower*	Chamber Pressure "w.c. (mbar)	60 Hz	50 Hz
	-1.0 (-2.5)	2,071,000 (607)	2,235,000 (655)
	0.0 (0.0)	2,000,000 (586)	2,066,000 (605)
	1.0 (2.5)	1,871,000 (548)	2,028,000 (594)
Minimum Input, Btu/h (kW) *For lower inputs, contact Eclipse, Inc.*		66,000 (19.4)	
Main Gas Inlet Pressure, "w.c. (mbar) *Fuel pressure in gas inlet (Tap B)*		9.8 (24)	9.8 (24)
High Fire Visible Flame Length, inches (mm) *Measured from the outlet end of the combustor*	Natural Gas, Propane	54 (1370)	
	Butane	53 (1345)	
Maximum Chamber Temperature, °F (°C) *For higher temperatures, contact Eclipse, Inc.*	Alloy Tube	1500 (820)	
	SiC Tube	1900 (1040)	
Flame Detection		UV Scanner	
Fuels[4] *For any other mixed gases, contact Eclipse, Inc.*		Natural Gas, Propane or Butane	
Blower Motor Power, Hp		10" w.c. @ 22000 scfh, 1 hp	
Weight, lbs (kg)[5]	With Blower	168 (76)	
	Without Blower	89 (40)	
Approvals		АИ30	

1.Maximum inputs are given for the standard combustion air blower without an air filter.
2.Blower motor service factors greater than 1.0 may be required when firing into negative chamber pressure applications. For specific application questions, contact Eclipse.
3.See Design Guide 114 for more information about typical fuel composition and properties.
4.All weights are approximate.

- All information based on laboratory testing in neutral (0.0" w.c.) chamber with standard combustion design. Different chamber conditions and/or combustor design will affect the data.
- All inputs are based upon gross calorific values and standard conditions: 1 atmosphere, 70°F (21°C).
- Eclipse reserves the right to change the construction and/or configuration of our products at any time without being obliged to adjust earlier supplies accordingly.

elster
Thermal Solutions

Performance Graphs

Control and Operation Curve

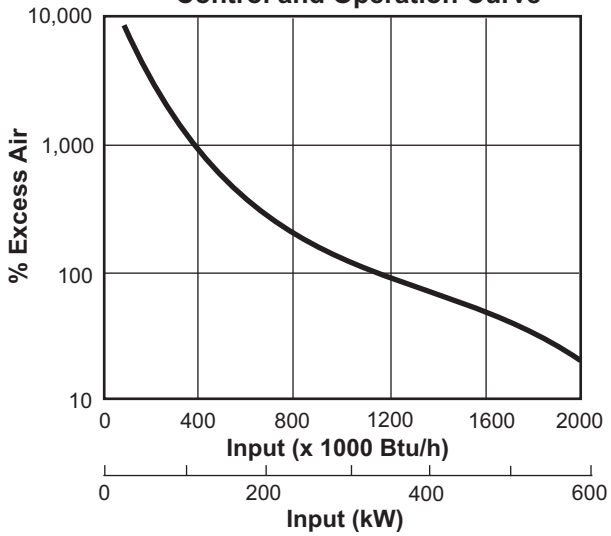

Air Flow vs. Chamber Pressure

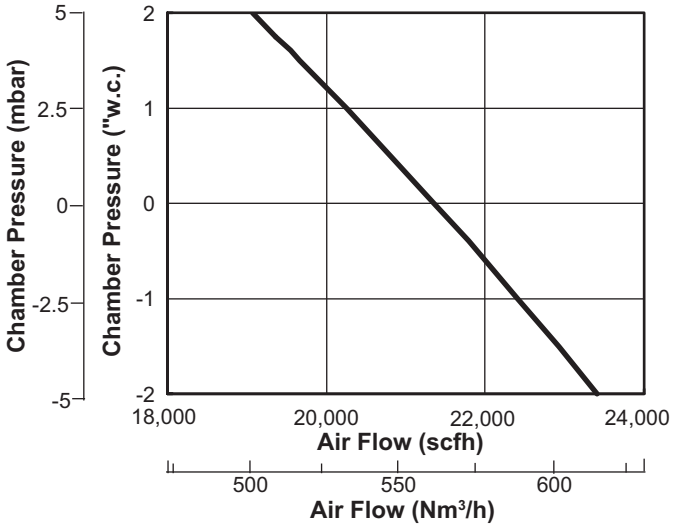

Fuel Orifice Δp vs. Input

(ΔP Measured Between Taps B and D)

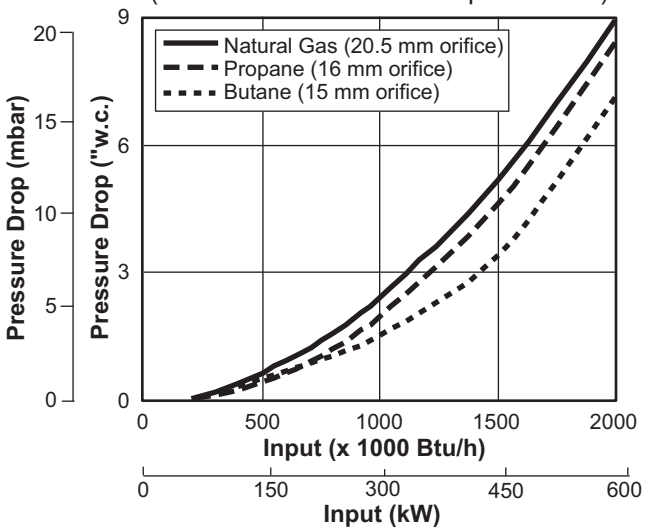

NO_x Emission (On ratio)

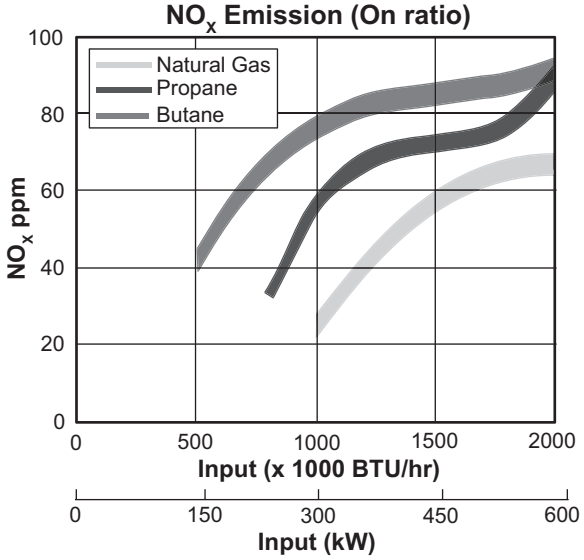

NO_x emission data is given for:

- Ambient combustion air ~70°F (21°C)
- Minimal process air velocity
- ppm volume dry at 3% O_2
- Neutral chamber pressure

Emissions are influenced by:

- Chamber conditions
- Fuel type
- Firing rate
- Ratio regulator adjustment
- Combustion air temperature

CO emission is largely influenced by chamber conditions. Contact your local Eclipse representative for an estimate of CO emission on your application.

Dimensions and Specifications

Dimensions in mm (inches)

Blower Type	C
60 Hz (6" w.c.)	576 (22.7)
50 Hz (6" w.c.)	671 (26.4)

Combustor Type	D
Straight Alloy Tube	141.0 (5.6)
Straight Silicon Tube	147.8 (5.8)

Packaged Blower

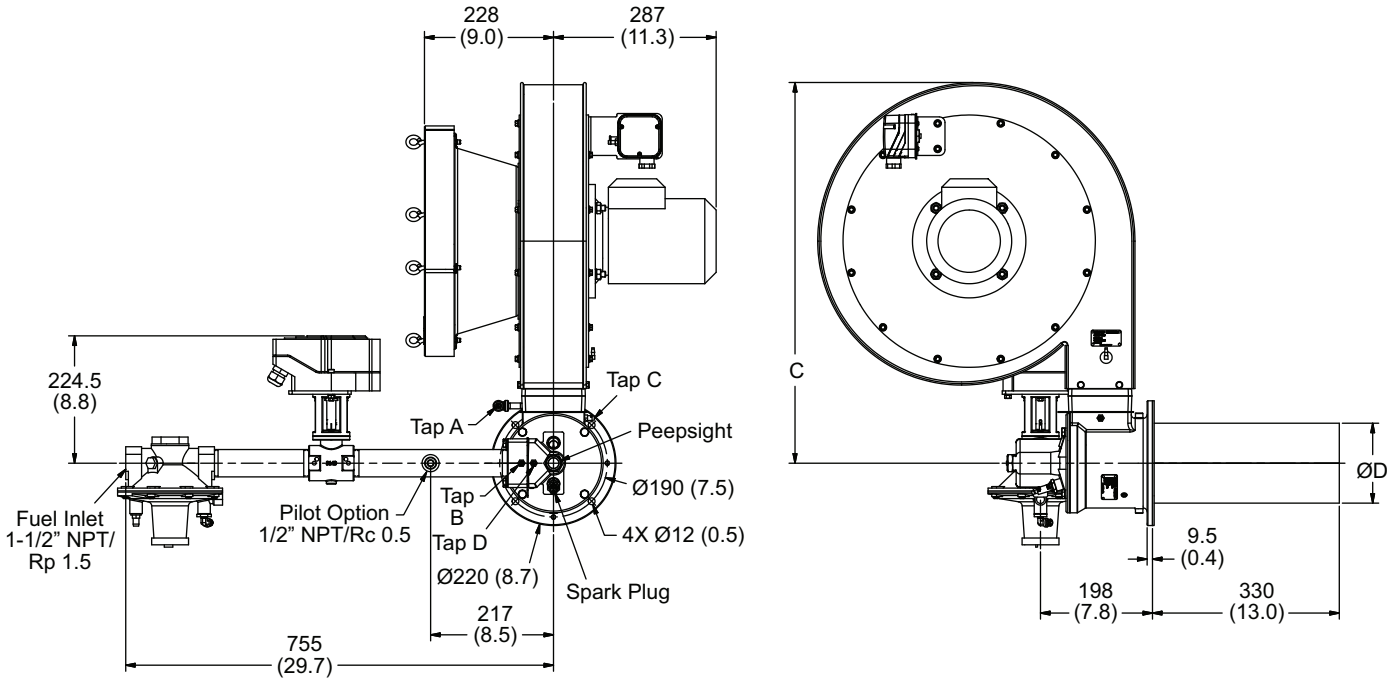

Remote Blower

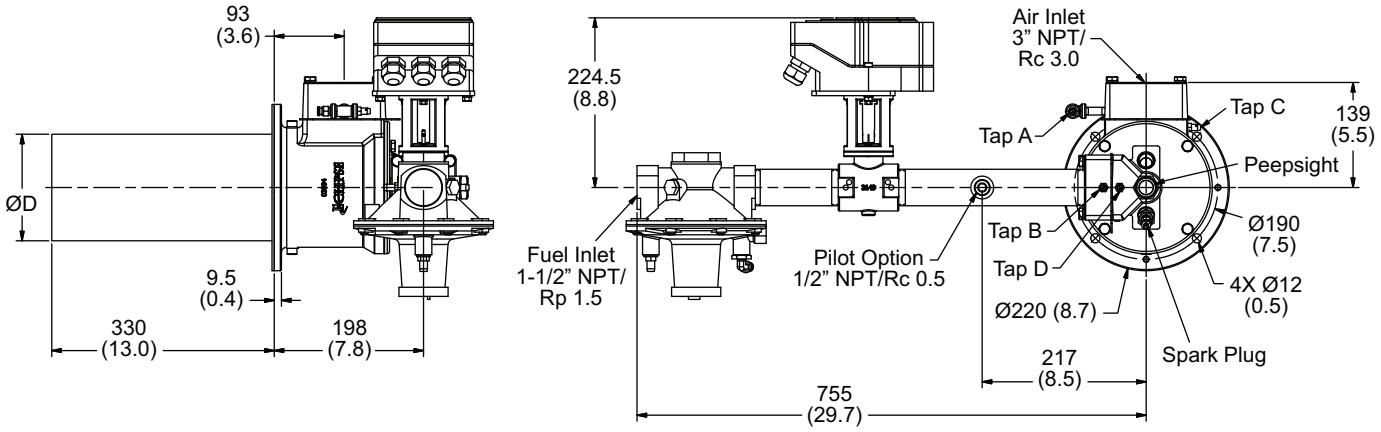

Piping

Orientation (All illustrations indicate right hand blower motor.)*		Piping Options
Upright	**Inverted**	
Right Hand Piping 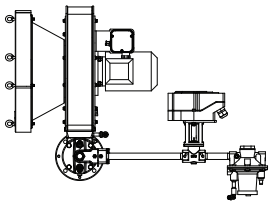	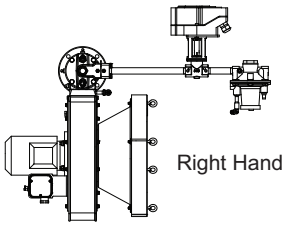 Right Hand Piping	With ratio regulator and control BV 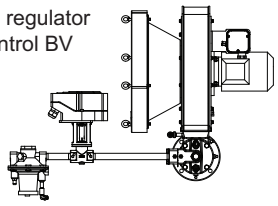
Left Hand Piping 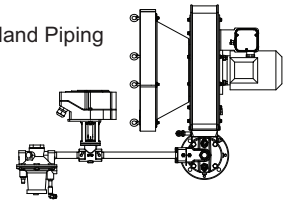	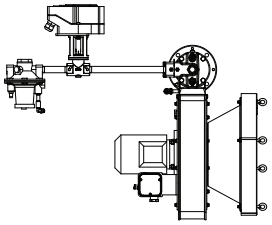 Left Hand Piping	With control BV only 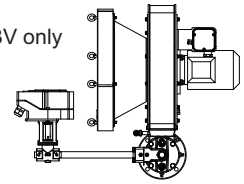
No Piping 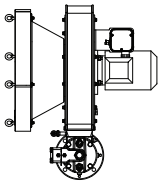	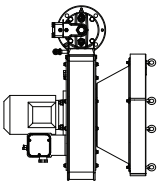 No Piping	Less ratio regulator and control BV 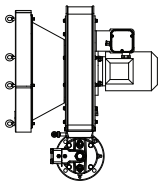

*Even though the blower motor is on the "left" side of the inverted units, it is still a "right hand" motor in relationship to the blower assembly.

© Eclipse, Inc. All Rights Reserved